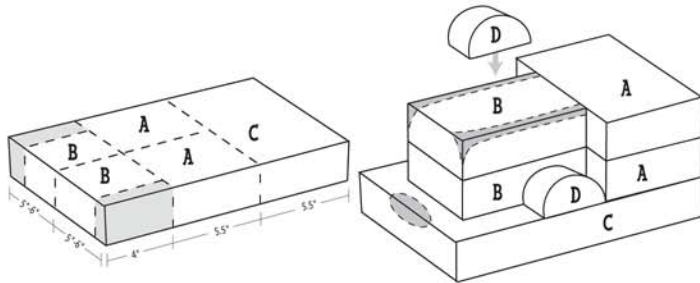


Thomas & Friends™ Train

Signature Cake Assembly and Step by Step Decorating Instructions

To build the Thomas & Friends™ Train Signature Cake you will need:


- 1 - ½ Sheet Cake Layer
- 1 - Cupcake
- 1 - Quarter Sheet cake board or drum




1. Cut train pieces from ½ sheet cake and preassemble cake layers. Trim cake pieces as needed.




2. Remove train pieces and ice the base of the train Gray (Black #9501).



3. Ice train pieces Royal Blue #9507 and then place on train base.



4. Cut a cupcake in half. Place on cake and ice Royal Blue #9507.



5. Using tip #1D, pipe Black #9501 around the nose of the train.

DECOPAC

On Top of the World's Best Selling Cakes.

