

Spider-Man™

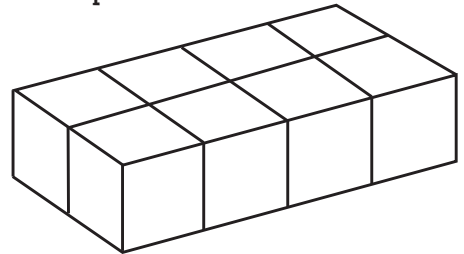
Spin and Kick

Signature Cake Cutting Instructions

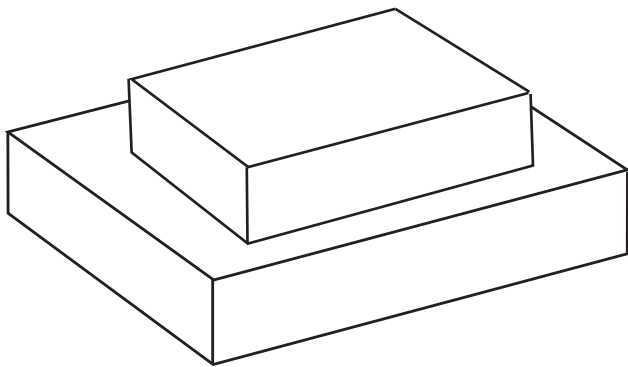
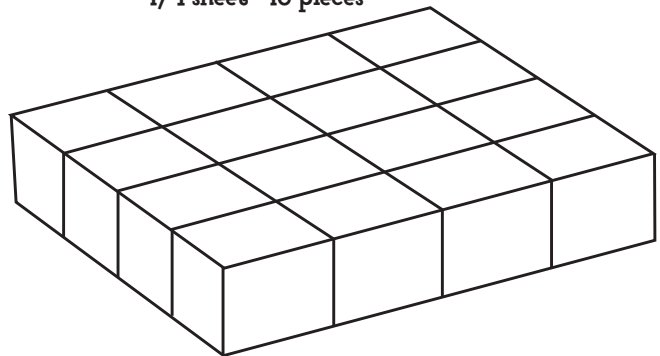
Cutting Directions Serves 24:

1. Remove Building.
2. Start by cutting the top cake layers (1/8 sheet) lengthwise in half then widthwise into four equal slices. Serve - 8 pieces.
3. Cut the bottom (1/4 sheet) layer both lengthwise and widthwise into four equal slices. Serve - 16 pieces.

1/8 sheet - 8 pieces



1/4 sheet - 16 pieces



DECOPAC

On Top of the World's Best Selling Cakes®