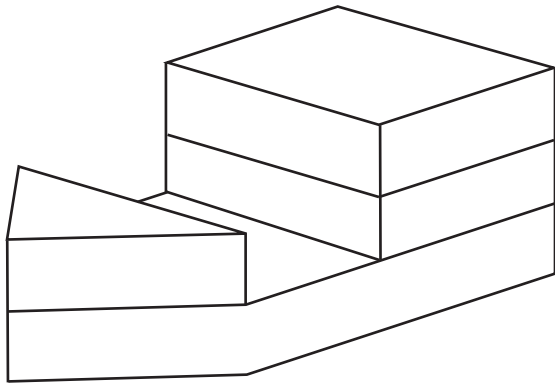


# Pirate Ship

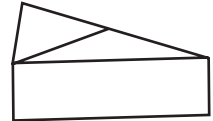
## Signature Cake Cutting Instructions

### Cutting Directions Serves 28:

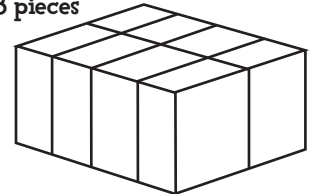
1. Start by cutting the top double layers at the back of the ship lengthwise in two equal pieces. Next cut 4 equal slices widthwise. Serve double layers as individual servings - 8 pieces.
2. Next cut top layer of the front of the cake down the center into two equal triangles, serve - 2 pieces.
3. Then cut the front triangle off the base of the ship, then cut in half as the top front layer was done. Next cut the remaining triangle both width and length wise with 3 equal cuts, serve - 18 pieces.



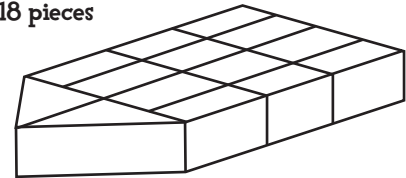
2 pieces



8 pieces



18 pieces



**DECOPAC**

*On Top of the World's Best Selling Cakes®*