

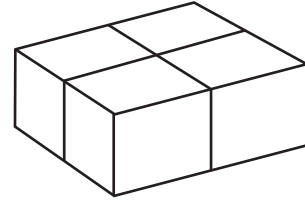
Celebrate Music

Signature Cake Cutting Instructions

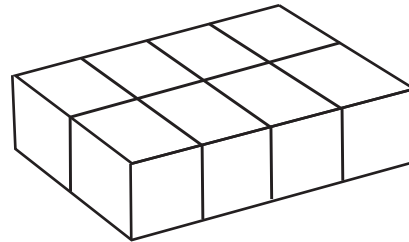
Cutting Directions Serves 28:

1. Cut the 1/16 sheet layer through the center into four equal pieces.
Serve - 4 pieces.
2. Then cut the 1/8 sheet layer through the center into eight equal pieces.
Serve - 8 pieces.
3. The last step is to cut the bottom layer (1/4 sheet) both lengthwise and widthwise into sixteen equal pieces.
Serve - 16 pieces.

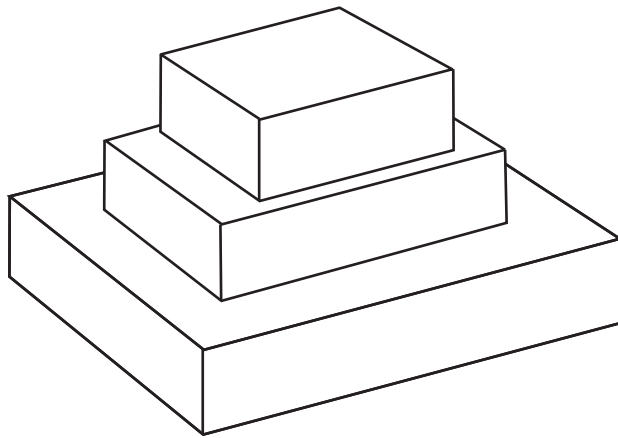
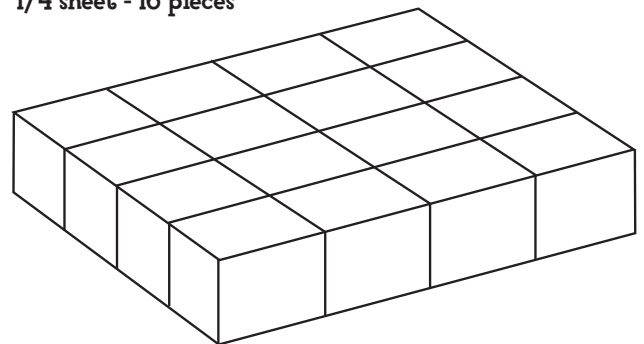
1/16 sheet - 4 pieces



1/8 sheet - 8 pieces



1/4 sheet - 16 pieces



DECOPAC

On Top of the World's Best Selling Cakes®